

## Year 7 Work for School Closure

*This work is planned for students to complete from the 1st June for the summer term.*

Prayer Link for the Week: <http://www.st-pauls.surrey.sch.uk/information/news/spiritual-life-of-the-school-continues>

An assembly and a newsletter will also be emailed.

<b>Subject</b>	<b>How work is required to be emailed to teacher.</b>
Maths	'Get creative' tasks need to be emailed weekly to your teacher. Mathswatch tasks evidence does not need to be sent to teachers – Students work is saved automatically online
English	Tasks should be emailed to teacher
Science	Not required – Students work is saved automatically online
R.E	Emailed to teacher
History	Store safely at home and bring in on return to school
Geography	Deadline is Friday 11th July 3pm. Submit the final completed project to your class teacher via email. Do not send each individual task, but all the tasks together in one email.
Languages	Emailed to: <ul style="list-style-type: none"><li>○ Year 7 Spanish - Miss Sibley: HSibley@st-pauls.surrey.sch.uk</li><li>○ Year 7 French – Miss Khan: MKhan@st-pauls.surrey.sch.uk</li></ul>
Drama	Emailed to teacher by Friday at 12pm each week.
P.E	Not required
Careers	Store safely at home, or if possible, save into 'careers folder' of 'my documents' for your school account.

Maths	<p>Each week, students will be sent a recorded lesson with the week's topic.</p> <table border="1" data-bbox="297 159 2056 730"> <thead> <tr> <th data-bbox="297 159 450 220">Day</th> <th data-bbox="450 159 739 220">What</th> <th data-bbox="739 159 2056 220">Details</th> </tr> </thead> <tbody> <tr> <td data-bbox="297 220 450 384">Mon</td> <td data-bbox="450 220 739 384">Recorded lesson(s)</td> <td data-bbox="739 220 2056 384"> <p>All students will be emailed a recorded PowerPoint lesson on an overall topic for the week. This will include MathsWatch clip numbers for further guidance and support if needed.</p> <p>Students will have 5-10 questions to complete at the end of the PowerPoint.</p> </td> </tr> <tr> <td data-bbox="297 384 450 587">Tue/Wed</td> <td data-bbox="450 384 739 587">Get creative!</td> <td data-bbox="739 384 2056 587"> <p>Students will need to create something based on the topic for the week. This could be a poster, but it could also be a model, poem, song, story etc. If not feeling creative, they can create flashcards or a revision guide.</p> <p>This should be sent to their teachers by the end of the week.</p> </td> </tr> <tr> <td data-bbox="297 587 450 730">Thu/Fri</td> <td data-bbox="450 587 739 730">MathsWatch</td> <td data-bbox="739 587 2056 730"> <p>A MathsWatch task will be available from Thursday each week. This will have questions related to the week's topic. Teachers can see their scores online so students do not need to send evidence of this.</p> </td> </tr> </tbody> </table> <p>If your child has forgotten their MW login or needs further help please contact their class teacher.  Miss Licudi: <a href="mailto:alicudi@st-pauls.surrey.sch.uk">alicudi@st-pauls.surrey.sch.uk</a>  Miss Carson: <a href="mailto:ECarson@st-pauls.surrey.sch.uk">ECarson@st-pauls.surrey.sch.uk</a>  Mrs Mulcahy: <a href="mailto:Rmulcahy@st-pauls.surrey.sch.uk">Rmulcahy@st-pauls.surrey.sch.uk</a>  Mr Strong: <a href="mailto:Tstrong@st-pauls.surrey.sch.uk">Tstrong@st-pauls.surrey.sch.uk</a>  Mrs Pring: <a href="mailto:HPring@st-pauls.surrey.sch.uk">HPring@st-pauls.surrey.sch.uk</a>  Miss Shaji: <a href="mailto:SShaji@st-pauls.surrey.sch.uk">SShaji@st-pauls.surrey.sch.uk</a></p>	Day	What	Details	Mon	Recorded lesson(s)	<p>All students will be emailed a recorded PowerPoint lesson on an overall topic for the week. This will include MathsWatch clip numbers for further guidance and support if needed.</p> <p>Students will have 5-10 questions to complete at the end of the PowerPoint.</p>	Tue/Wed	Get creative!	<p>Students will need to create something based on the topic for the week. This could be a poster, but it could also be a model, poem, song, story etc. If not feeling creative, they can create flashcards or a revision guide.</p> <p>This should be sent to their teachers by the end of the week.</p>	Thu/Fri	MathsWatch	<p>A MathsWatch task will be available from Thursday each week. This will have questions related to the week's topic. Teachers can see their scores online so students do not need to send evidence of this.</p>
Day	What	Details											
Mon	Recorded lesson(s)	<p>All students will be emailed a recorded PowerPoint lesson on an overall topic for the week. This will include MathsWatch clip numbers for further guidance and support if needed.</p> <p>Students will have 5-10 questions to complete at the end of the PowerPoint.</p>											
Tue/Wed	Get creative!	<p>Students will need to create something based on the topic for the week. This could be a poster, but it could also be a model, poem, song, story etc. If not feeling creative, they can create flashcards or a revision guide.</p> <p>This should be sent to their teachers by the end of the week.</p>											
Thu/Fri	MathsWatch	<p>A MathsWatch task will be available from Thursday each week. This will have questions related to the week's topic. Teachers can see their scores online so students do not need to send evidence of this.</p>											
English	<p>Summer Term Week's 1-3</p> <ul style="list-style-type: none"> <li>• Students will be studying different types of creative writing all linked to the theme of 'Space'.</li> <li>• The work will consist of daily tasks to be completed in a work booklet that will be emailed to them.</li> <li>• The work booklet will include specific instructions for each task and will specify due dates.</li> <li>• Students will also have a teacher video to watch this will be emailed by your teacher, which will explore some of the topics and activities they will be focusing on each week.</li> <li>• The work will be set by their class teacher on a Monday and students are expected to send evidence of the work completed to their teacher each Friday. This can either be electronic or pictures of the work if handwritten.</li> </ul>												

- Students can email their class teacher if they have any questions at all.

Summer Term Week's 4-7

- Students will be studying a range of poems.
- The work will consist of daily tasks to be completed in a work booklet that will be emailed to them.
- The work booklet will include specific instructions for each task and will specify due dates.
- Students will also have a teacher video to watch this will be emailed by your teacher, which will explore some of the topics and activities they will be focusing on each week.
- The work will be set by their class teacher on a Monday and students are expected to send evidence of the work completed to their teacher each Friday. This can either be electronic or pictures of the work if handwritten.
- Students can email their class teacher if they have any questions at all.

7S - Miss Mitchell - [kmitchell@st-pauls.surrey.sch.uk](mailto:kmitchell@st-pauls.surrey.sch.uk)

7U - Miss Valley - [rvalley@st-pauls.surrey.sch.uk](mailto:rvalley@st-pauls.surrey.sch.uk)

7P & 7I - Miss Coward - [lcoward@st-pauls.surrey.sch.uk](mailto:lcoward@st-pauls.surrey.sch.uk)

7T - Mr Hammond - [nhammond@st-pauls.surrey.sch.uk](mailto:nhammond@st-pauls.surrey.sch.uk)

7L Miss Cook - [ccook@st-pauls.surrey.sch.uk](mailto:ccook@st-pauls.surrey.sch.uk)

7N - Mrs Burdett - [aburdett@st-pauls.surrey.sch.uk](mailto:aburdett@st-pauls.surrey.sch.uk)

7A – Mrs Barron - [lbarron@st-pauls.surrey.sch.uk](mailto:lbarron@st-pauls.surrey.sch.uk)

Head of English Department - Miss Saville - [jsaville@st-pauls.surrey.sch.uk](mailto:jsaville@st-pauls.surrey.sch.uk)

Science

Students have been completed work on Seneca Learning for 2 weeks prior to half term. [www.senecalearning.com](http://www.senecalearning.com)  
This will continue after half term. A task will be set for students each week by their teacher.

In addition, Mr Vandenberg is holding a weekly science quiz. A video will be sent round each week. If students take a picture of their finished quiz and send it to their science teacher, they will receive a positive (unlike Seneca, this is not compulsory).

[If there are any questions, or issues with log ins please contact the relevant class teacher below](#)

Students do not need to send work back to the teacher. It is automatically stored.

7A - [lhomewood@st-pauls.surrey.sch.uk](mailto:lhomewood@st-pauls.surrey.sch.uk)

7C - [rday@st-pauls.surrey.sch.uk](mailto:rday@st-pauls.surrey.sch.uk)

7D - [skerens@st-pauls.surrey.sch.uk](mailto:skerens@st-pauls.surrey.sch.uk)

7E - [jmorgan@st-pauls.surrey.sch.uk](mailto:jmorgan@st-pauls.surrey.sch.uk)

	<p>7J - <a href="mailto:rtilley@st-pauls.surrey.sch.uk">rtilley@st-pauls.surrey.sch.uk</a>  7R - <a href="mailto:jwhitehead@st-pauls.surrey.sch.uk">jwhitehead@st-pauls.surrey.sch.uk</a>  7T - <a href="mailto:obarker@st-pauls.surrey.sch.uk">obarker@st-pauls.surrey.sch.uk</a></p>
French or Spanish	<ul style="list-style-type: none"> <li>• By Midday Monday each class will be emailed work to complete for that week. Work may be printed but can be completed without doing this. The work will have answers, where possible, to allow students to reflect on their learning and spend more time on areas they do not understand. Students will be sent vocab lists to support them with their work.</li> <li>• All students have been emailed a link to the e-book so that they can access it from home.</li> <li>• Students have been emailed a link to the SENECA website to join a class. Part of their weekly work may be set via an assignment on Seneca.</li> <li>• Evidence of work (E.g. a photo of their work) needs to be emailed back by 3pm Friday the same week to the teacher listed below – this will not necessarily be their class teacher. <ul style="list-style-type: none"> <li>○ Year 7 Spanish - Miss Sibley: <a href="mailto:HSibley@st-pauls.surrey.sch.uk">HSibley@st-pauls.surrey.sch.uk</a></li> <li>○ Year 7 French – Miss Khan: <a href="mailto:MKhan@st-pauls.surrey.sch.uk">MKhan@st-pauls.surrey.sch.uk</a></li> </ul> </li> </ul>
Geography	<p>NEW Year 7 revision and research project.</p> <ul style="list-style-type: none"> <li>• This project is an opportunity to recap key information from Year 7 and research topics studied in Year 8 (coasts, Brazil, weather and climate) .</li> <li>• You must achieve a minimum of 150 credits (a new version of the grid below will be emailed to you along with these instructions)</li> <li>• You choose the tasks you want to do!</li> <li>• Deadline is Friday 11th July 3pm. Submit the final completed project to your class teacher via email.</li> <li>• You can complete the work on paper or online. You could photograph your paper work, models or arts and crafts.</li> </ul> <p>Any questions regarding the project please contact Mr Evans <a href="mailto:CEvans@st-pauls.surrey.sch.uk">CEvans@st-pauls.surrey.sch.uk</a> or Mrs Watts <a href="mailto:Swatts@st-pauls.surrey.sch.uk">Swatts@st-pauls.surrey.sch.uk</a></p>

	1	2	3	4	5	6
1	Research 3 deadly animals. Why are they deadly? Where are they found? 5 credits.	Design a logo for the geography department. The head one will become official for the department next year. 10 credits.	Draw and label the 4 parts/structures of the tropical rainforest. 10 credits.	Create a model of a coral reef. 10 credits.	Draw a labelled diagram for a business. Include the key features/characteristics. 5 credits.	How could you make your home more environmentally friendly? Make a grid (change) and record your progress for a week. 15 credits.
2	Create a 10 question quiz about a country of your choice. Make sure you have the answers too. 10 credits.	Research a country in the 'Middle East'. Include location, people and environment. 10 credits.	Show a labelled diagram of a volcano. Label as many features as possible. 5 credits.	Create a set of top trumps for 10 countries. You include categories such as: rain, population, life expectancy etc. Battle with people at home! 25 credits.	Produce a case study fact file on a volcano. You could include pictures/drawings. 15 credits.	Write an essay (1000 of 1000) about an aspect of the world you love! Record your progress for a week. 10 credits.
3	Create detailed plan to improve the quality of life for people in Brazil. What will you provide? How would you do this? 15 credits.	Design the ultimate survival animal for the rainforest. This could be a hybrid of any animals. You credit. Draw and explain. 5 points.	Design a poster that is meant to help save an endangered animal! You could do this online/paper/home old writing. 15 credits.	Watch the documentary 'The 11th hour'. You need to sign completion in 50. Please 10 credits.	Why would you like to live when you are older and why? Justify your decision. 5 credits.	Research the world's most dangerous cities and write about the dangerous and why. You need to sign completion in 50. Please 10 credits.
4	Do your school get recycling? How do you manage it? What do you do with it? 10 credits.	Explain how a sea wall and groynes protect the coastline? 5 credits.	Which is more dangerous a polar desert or a hot desert? Argue your case. 10 credits.	Research 'Dumbo Flamingo Wetland'. What is its main use? Is it a natural habitat? 15 credits.	Watch the documentary about water in your local area. 10000 pages or 10. 10 credits.	Create a revision mind map to cover key words from the lecture. Research topic. 15 credits.
5	Design a leaflet to give to the public about coral reefs. 15 credits.	Design a model of a human. 10 credits.	Design the perfect bean. What do you need for it to function? You could draw & label or write. 10 credits.	What is happening to the world in Brazil? 10 credits. <a href="https://www.youtube.com/watch?v=2m2b0v0t2Ug">https://www.youtube.com/watch?v=2m2b0v0t2Ug</a>	Draw and label the water cycle. Give a definition of key words. 10 credits.	Research geography in the news. Write about 2 stories you found. 10 credits.
6	Create a questionnaire to ask the people in your house about recycling. Draw a graph to show the results. 15 credits.	Before weather & climate. What is the difference between the two? 5 credits.	Create a 10 multiple choice questions about Brazil. We could share these in class. 10 credits.	Imagine you are a water droplet. Write a detailed story for your journey from the source to the mouth of a river. What do you see? How does your life change? 20 credits.	What are the '7 ABCS' of the world? Where are they found? 10 credits.	Watch the documentary and take notes. You need to sign completion in 50. Please 10 credits.

P.E

Pick a workout from the list below:

1. Joe Wicks P.E. Lessons

<https://www.thebodycoach.com/blog/pe-with-joe-1254.html>



2. NHS workout:

<https://www.nhs.uk/live-well/exercise/10-minute-home-cardio-workout/>




3. Instagram:

@homewod19

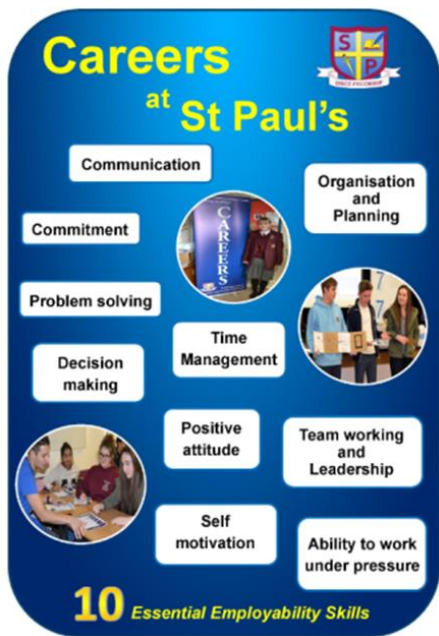
@mattycfox

@ruthwilkinsonfitness






	<p>4. YouTube:</p> <p>Yoga With Adriene</p> <p>2020 workout: <a href="https://www.youtube.com/watch?v=qzx-d1Z2bLY">https://www.youtube.com/watch?v=qzx-d1Z2bLY</a></p>  <p>Or... Perhaps you could make up and video your own work out from your experiences of online home work-outs. We'd love to see it!</p>
History	<ul style="list-style-type: none"> <li>• A PowerPoint will be sent weekly which will explain the work .</li> <li>• In addition there will be a weekly video which will contextualise the work that week/explain why it is important etc. Your teachers will email this video/a link directly to you.</li> <li>• Any questions regarding the project please contact Mr Hutchinson <a href="mailto:AHutchinson@st-pauls.surrey.sch.uk">AHutchinson@st-pauls.surrey.sch.uk</a></li> </ul>
Drama	<p>Students will receive a 5 week powerpoint on the play 'DNA'. They will need to submit the weekly tasks each Friday by 12pm to their Drama teacher- Miss Cook or Miss Howard</p> <p>Week 1:</p> <ol style="list-style-type: none"> <li>1. Complete the crossword</li> <li>2. Research the play- DNA by Denis Kelly</li> </ol> <p>Week 2:</p> <ul style="list-style-type: none"> <li>• Read the script extract on the next slide.</li> <li>• 2. Design the set for the extract and write your justification</li> </ul> <p>Week 3:</p> <ol style="list-style-type: none"> <li>1. Create a lighting state and add this to your set design</li> <li>2. Complete the justification of your lighting design.</li> </ol>

	<p>Week 4:</p> <p>Create a costume design for each of the characters in the scene.</p> <p>Think about colours, materials, and garments they would wear- what condition would they be in? would they be modern or old fashioned?</p> <p>Week 5:</p> <ul style="list-style-type: none"><li>• Read the different extract from the play</li><li>• Read the 'features of a play script'</li><li>• Annotate the extract for the features of a script</li></ul> <p>They will be sent a different PowerPoint In week 6, where they will need to design a new poster for a theatre piece.</p> <p>Miss Howard: <a href="mailto:lhoward@st-pauls.surrey.sch.uk">lhoward@st-pauls.surrey.sch.uk</a></p> <p>Miss Cook: <a href="mailto:ccook@st-pauls.surrey.sch.uk">ccook@st-pauls.surrey.sch.uk</a></p>
R.E	<p>Students will be email work for the whole half term. They must complete the 7 tasks in the email and ensure that they are emailing their class teachers every week by Friday to submit finished work or to ask any questions or get clarification.</p> <p>Teachers will be keeping a log of those who are in contact. They can email the work directly or send a photo of the completed work. They can work through these tasks for the half term.</p> <p>Mrs Matak : <a href="mailto:nmatak@st-pauls.surrey.sch.uk">nmatak@st-pauls.surrey.sch.uk</a></p> <p>Mr Jones: <a href="mailto:rjones@st-pauls.surrey.sch.uk">rjones@st-pauls.surrey.sch.uk</a></p> <p>MrMcBirney: <a href="mailto:kmcbirney@st-pauls.surrey.sch.uk">kmcbirney@st-pauls.surrey.sch.uk</a></p> <p>Mrs McGhee: <a href="mailto:mmghee@st-pauls.surrey.sch.uk">mmghee@st-pauls.surrey.sch.uk</a></p> <p>Miss Williams: <a href="mailto:hwilliams@st-pauls.surrey.sch.uk">hwilliams@st-pauls.surrey.sch.uk</a></p> <p>Mrs Watts: <a href="mailto:swatts@st-pauls.surrey.sch.uk">swatts@st-pauls.surrey.sch.uk</a></p> <p>Miss O Boyle: <a href="mailto:loboyle@st-pauls.surrey.sch.uk">loboyle@st-pauls.surrey.sch.uk</a></p>



- ◆ **Employability Skills are very important. Colleges, Universities and Employers will look for evidence of these on applications and during interviews.**
- ◆ **You will already have some of these skills and will be using them at school, home and in other activities. Employability skills can be learnt and improved on.**
- ◆ **Please spend the next 10 minutes thinking about each of the skills and whether you are already using it. Complete the form below, by ticking the box that matches where you are with each skill then write down some evidence which shows how you have the skill and how you use it.**
- ◆ **Lastly to finish the task, pick two skills you would like to improve on and write down how you are going practise them to get better at them. Please save this in your careers folder.**

Please tick one box for each skill				Evidence
Ability to Work under pressure				
Commitment				
Communication				
Decision making				
Organisation & Planning				



	Positive attitude				
	Problem solving				
	Self Motivation				
	Team working & Leadership				
	Time Management				